

## A STUDY OF SECONDARY SCHOOL TEACHERS ATTITUDE TOWARDS TEACHING PROFESSION

\* *Dr. Prashant S. Kale* & \*\**Varsha P. Nagare*

\*Associate Professor & \*\*Ph. D. Student, GES CER, Parel, Mumbai-12

### Abstract:

The present paper aims to study Teachers attitude towards teaching profession. The researcher has studied the commitment of teachers towards teaching profession on the basis of academic background. Teacher's commitment towards teaching profession plays an important role in the life of students, society and nation. If teachers are committed towards their profession then only there will be positive and fruitful results of education can be seen. So, the researcher wanted to find out secondary school teachers commitment towards teaching profession of Mumbai. The researcher has surveyed 50 secondary school teachers to find out their commitment towards teaching profession.

**Keywords:** Teacher, Attitude, Teaching Profession

**Copyright © 2022 The Author(s):** This is an open-access article distributed under the terms of the Creative Commons Attribution 4.0 International License (CC BY-NC 4.0) which permits unrestricted use, distribution, and reproduction in any medium for non-commercial use provided the original author and source are credited.

### Introduction:

Attitude as a concept is concerned with an individual way of thinking, acting and behaving. It has very serious implications for the learner, the teacher, the immediate social group with which the individual learner relates and the entire school system. Attitudes are formed as a result of some kind of learning experiences. They may also be learned simply by following the example or opinion of parent, teacher or friend. This is mimicry or imitation, which also has a part to play in the teaching and learning situation. The attitude of teachers is a teacher characteristic and component of teacher personality. These attitudes, particularly as they impact on teacher expectations, can have important implications for teacher student interaction and parent school relationship and educational aspirations and academic achievement of students (Pradeep Kumar, T., 2010).

### Literature Review:

**Sivakumar (2018)** The present study was aimed to find out the attitude towards teaching among school teachers in Coimbatore district. The objectives of the study were to explore the level of attitude towards teaching among school teachers in Coimbatore district and to examine the attitude towards teaching among school teachers in Coimbatore district. Survey method was used for the study. 287 school teachers were selected as sample for the study. Teaching Attitude Scale developed by Prof. Dr. S. Sathiyagirirajan was used for data collection. Data was analyzed by t-test and regression analysis. Result found that the level of attitude towards teaching among school teachers is favourable.

**Timo Saloviita (2018)** studied Attitude of Teachers towards Inclusive Education in Finland. The main contribution of the present survey was to outline the current state of mind among Finnish teachers regarding inclusive education. The results indicate that, in Finland, the policy of inclusive education quickly stumbles into attitudinal barriers among

teachers, especially in the upper grades of basic school instructed by subject teachers. The results from the survey of Finnish basic school teachers shed new light on some issues regarding teachers' attitudes towards inclusion; meanwhile, many findings also confirmed results obtained from previous studies.

**MucellaUluga , MelisSerayOzdenb , Ahu Eryilmazc (2011)** found that while teachers' positive attitudes have positive effects on students' performance and personality developments, negative attitudes have a negative effect on both the performance levels and personality development of students. This in turn clearly shows that especially teachers surpass the boundaries of the classroom in individuals' educational lives and its evident how effective they can be during the whole life of the student. Teachers are the second-highest determining factor in the development of individuals, after the parents. It must not be forgotten that children take on role models while learning and that is why perhaps the behavior and attitude of teachers, which they spend the most time with apart from their parents, has an effect on their personality development and thus whether they will be successful or not. Teachers being good role models should precede classes because their views on life and behavior guide the student.

#### Objectives:

- 1) To study secondary school teachers attitude towards teaching profession
- 2) To compare graduate and post graduate teachers attitude towards teaching profession

#### Research Methodology:

To fulfill the objectives of the study, descriptive survey method was adopted by the researcher. Questionnaire as a tool of data collection was prepared with the help of Teachers Attitude Scale by Dr. pradeep Kumar. Which has five dimensions namely Highly Unfavourable Attitude, Unfavourable Attitude, Neutral, Favourable Attitude and Highly Favourable Attitude.

Researcher has tried as far as possible care to ensure the representativeness and adequacy of the sample. Sample is chosen systematically and randomly to apply the chance to the operation of probability. For the present study the researcher has selected Maharashtra State Board's private aided and non aided schools from Mumbai city only by using stratified sampling technique. For the present study the researcher has selected teachers who were teaching 8<sup>th</sup> & 10<sup>th</sup> standard only by using probable random sampling technique.

#### Data Analysis:

Data analysis was done on the basis of collected data from the secondary school teachers from Mumbai City District.

**Table No.1 Distribution of Questionnaire**

Schools	Teachers	Tool Filled by	Tool Received	Incomplete Filled Tool	Total no. of Tool
6	48	48	48	06	42

#### Demographics of the respondent:

This part of the questionnaire dealt with the demographics of the respondents. This has the gender wise distribution of teachers. The details are given below

**Table No.2 Distribution of Respondents as per Educational Qualification**

Sr. No.	Educational Qualification	Respondent
1	Graduate	16 (40%)
2	Post-Graduate	26 (65%)
Total		42 (100%)

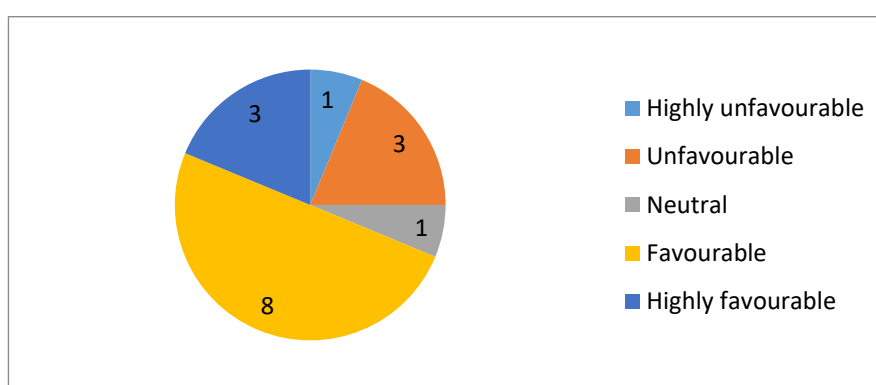
It is evident from above table that 16 are Graduate teachers and 26 are female teachers of secondary schools from Mumbai City District. It shows that the Post-Graduate teachers are more than the Graduate teachers working in the secondary schools of Mumbai.

#### Attitude Levels of Graduate Secondary School Teachers:

This part of the questionnaire dealt to know the Attitude levels of Graduate secondary school teacher. This has Highly Unfavourable, Unfavourable, Neutral , Favourable and Highly Favourable levels of Attitude. The details of it are given below;

**Table NO. 3 Graduate Secondary School Teacher's Attitude Levels**

Sr. No.	Attitude Level	Respondent
1	Highly Unfavourable	1 (6%)
2	Unfavourable	3 (19%)
3	Neutral	1 (6%)
4	Favourable	8 (50%)
5	Highly Favourable	3 (19%)

**Figure 1: Attitude Levels of Graduate Secondary School Teacher**

The above table and figure shows different levels of Attitude of Graduate secondary school teacher. There were 1 (6%) Highly Unfavourable, 3 (19%) Unfavourable, 1 (6%) Neutral, 8 (50%) Favourable and 3 (19%) Highly Favourable attitude levels of Graduate secondary school teacher observed. It shows that there was a majority of Graduate secondary school teachers having Favourable attitude which will be beneficial for students in teaching learning process.

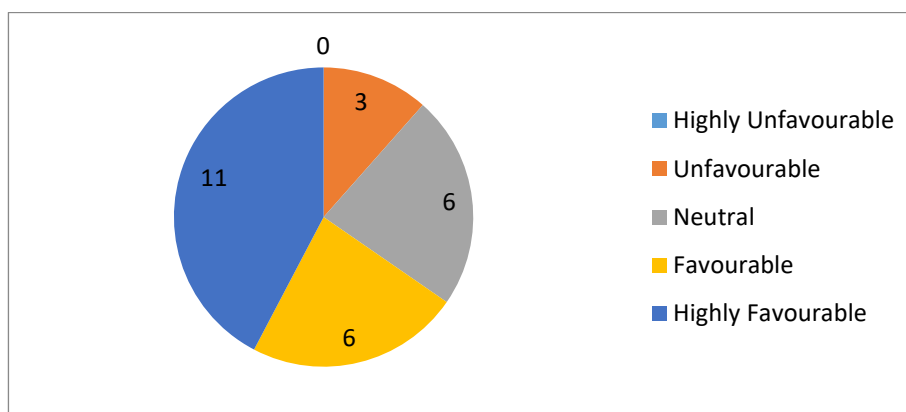
The above table and figure shows there were almost no teachers in Neutral level of Attitude of teachers. We can observe that Post-Graduate teachers are having Highly Favourable Attitude as compared to Male teachers.

### Post-Graduate Secondary School Teacher's Attitude Levels

This part of the questionnaire dealt to know the Attitude levels of Post-Graduate secondary school teacher. This has Highly Unfavourable, Unfavourable, Neutral, Favourable and Highly Favourable levels of Attitude. The details of it are given below;

**Table N0.3 Post-Graduate Secondary School Teacher's Attitude Levels**

Sr. No.	Attitude Level	Respondent
1	Highly Unfavourable	00 (00%)
2	Unfavourable	3 (7%)
3	Neutral	6 (0 %)
4	Favourable	6 (50%)
5	Highly Favourable	11 (40%)

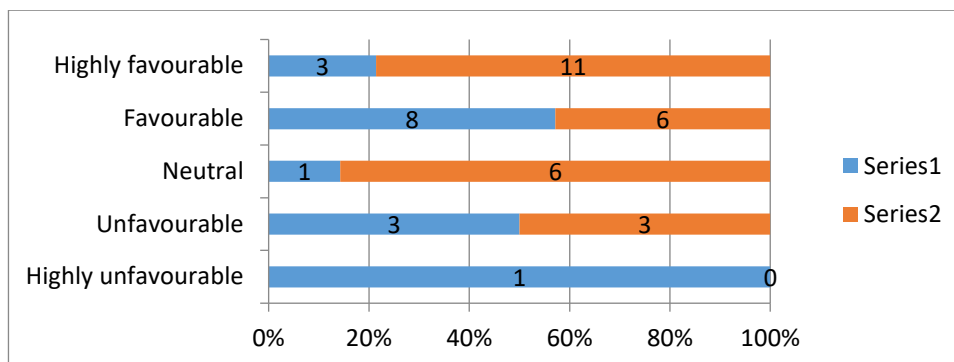


**Figure 2: Post-Graduate Secondary School Teacher's Attitude Levels**

The above table and figure shows different levels of Attitude of Post-Graduate secondary school teacher. There were 0 (00%) Highly Unfavourable, 3 (7%) Unfavourable, 6 (00%) Neutral, 6 (50%) Favourable and 11 (40%) Highly Favourable attitude levels of Female secondary school teacher observed. It shows that there was a majority of Post-Graduate secondary school teachers having Highly Favourable attitude which will be beneficial for students in teaching learning process.

### Comparative Distribution of Graduate & Post-Graduate Secondary School Teachers Attitude Levels

Sr. No.	Attitude Level	Graduate Secondary School Teacher	Post-Graduate Secondary School Teacher
1	Highly Unfavourable	1 (6%)	00 (00%)
2	Unfavourable	3 (19%)	3 (12%)
3	Neutral	1 (6%)	6 (23 %)
4	Favourable	8 (50%)	6 (23%)
	Highly Favourable	3 (19%)	11 (42%)



**Figure 3: Comparative Distribution of Graduate & Post-Graduate Secondary School Teachers Attitude Levels**

The above table and figure shows there were almost no teachers in Neutral level of Attitude of teachers. We can observe that Post-Graduate teachers are having Highly Favourable Attitude as compared to Male teachers.

#### Findings:

1. There were 1(6%) Highly Unfavourable , 3(19%) Unfavourable,1(6%) Neutral, 8(50%) Favourable and 3(19%) Highly Favourable attitude levels of Graduate secondary school teacher observed.
2. There were 00 (0%) Highly Unfavourable ,3 (12%) Unfavourable, 6 (23%) Neutral, 6 (23%) Favourable and 11 (42%) Highly Favourable attitude levels of Post-Graduate secondary school teacher observed. It shows that there was a majority of Post-Graduate secondary school teachers having Favourable attitude which will be beneficial for students in teaching learning process.
3. There were almost no teachers in Neutral level of Attitude of teachers. We have also found that Post-Graduate teachers are having Highly Favourable Attitude as compared to Graduate teachers.

#### Conclusion:

We can conclude from the above collected data that there was a slight difference in Attitude levels of Graduate & Post-Graduate Secondary School Teachers leaving Highly Favourable Attitude level only and that was the important aspect. Post-Graduate teachers were seen highly favourable than Graduate teachers towards Teaching Profession.

#### References:

1. Adams, G. S. (1996) Measurement and evaluation in educational psychological and guidance, New York: Holt Rinehart and winson Pvt. Ltd.
2. Aggarwal, (1999) Quantitative methods, Vinod Publications (P) LTD. Agra (UP)
3. Aggarwal, J. C. (1994) Essential of education psychology, New Delhi, Vikas Publishig House Pvt. Ltd.
4. Aggarwal, V. P. (1998) Statistical methods, Sterling Publications, Pvt. Ltd, New Delhi
5. Ambasana, A. (2011) University teachers' Attitude towards professionalism, Educaracks, 10(5), 35-38, January

#### Cite This Article:

*\*Dr. Prashant S. Kale & \*\* Varsha P. Nagare, (2022). A Study of The Concept of Stress, Causes of Stress, Factors Having Impact on Stress and Ways to Manage The Stress, Aarhat Multidisciplinary International Education Research Journal, XI (IV) July – August, 64-68.*