

DRIVER MONITORING AI: INTELLIGENT ROAD SAFETY SYSTEM

* Kalpesh Gaikwad, **Yash Devrukhakar & *** Prasad Sable

* Assitant Professor, ** & ***PG Students, Department of Computer Science, B. K. Birla College of Arts, Science and Commerce (Empowered Autonomous Status), Kalyan, University of Mumbai, Maharashtra, India

Abstract:

Road traffic accidents are a major global concern. Driver drowsiness and alcohol impairment are among the leading causes of fatal crashes. Traditional detection systems rely on hardware-based tool like breath alcohol sensors and steering pattern analysis. The systems increase complexity and cost. This research introduces a camera-based Driver Monitoring AI system designed to detect drowsiness, distraction, and alcohol-induced impairment using computer vision techniques. The system analyzes facial landmarks in real-time to calculate Eye Aspect Ratio(EAR), Mouth Aspect Ratio(MAR), Blink frequency, PERCLOS(Percentage Eyes Closure), head pose estimation, and gaze deviation. Instead of chemically detecting alcohol, the system recognizes behavioral symptoms linked to intoxication. Built with python, Open-CV, and Media Pipe Face Mesh, it processes live video inputs to classify the driver's state and generate alerts when necessary. Experimental results show that behavioral analysis through vision-based monitoring can effectively identify unsafe driving conditions. This system provides a scalable, cost-effective, and smart solution for road safety that fits with modern AI-driven automotive technologies.

Keywords: Driver Safety; Road Awareness; Real-time Monitoring; Fatigue Detection; Distraction Prevention; Situational Alertness.

Copyright © 2026 The Author(s): This is an open-access article distributed under the terms of the Creative Commons Attribution 4.0 International License (CC BY-NC 4.0) which permits unrestricted use, distribution, and reproduction in any medium for non-commercial Use Provided the Original Author and Source Are Credited.

Introduction:

Road safety remains a major global issue, with millions of injuries and deaths reported each year from traffic accidents. A large number of these incidents result from impaired driving due to fatigue and alcohol consumption. Driver drowsiness decreases cognitive alertness, slows reaction time, and increase the chance of microsleep episodes. Alcohol use further impairs motor coordination, visual stability, and judgement, significantly raising the risk of accidents.

Traditional safety systems in vehicles in vehicles mainly focus on reactive protection features like airbags, anti-lock braking system(ABS), and electronic stability control. While these technologies lessen injury severity, they don't prevent accidents caused by impaired driver behavior. Some advanced vehicles have breath analyzers or

systems that analyze steering behavior; however, these solutions often require extra hardware, regular calibration, and higher production costs.

The rapid growth of artificial Intelligence (AI) and computer vision technologies has created intelligent monitoring systems that can analyze human behavior in real time. Vision-Based Driver Monitoring Systems(DMS) examine facial landmarks, eye movements, blinking behavior, yawning frequency, head orientation, and gaze patterns to determine driver alertness levels. Such systems are non-invasive, affordable, and scalable.

This research suggests a camera-only Driver Monitoring AI system that detects drowsiness and alcohol sensors, the system makes implementation easier while still effectively detecting unsafe driving conditions. The aim is to develop an intelligent road safety solution that can help prevent accidents.

Statement of the Problem:

Despite advancements in automotive safety, a significant number of road accidents continue to happen due to driver fatigue and alcohol impairment. Current detection systems depend largely on chemical alcohol sensors or vehicle behavior monitoring, which might miss early signs of impaired behavior. Hardware solutions raise system costs and increase complexity, which limits their scalability, particularly in low cost vehicle segment.

Fatigue detection methods that rely only on steering input or vehicle lane deviation usually identify risks only after driving performance has worsened. Breath-based alcohol detection systems can measure chemicals, but they do not continuously monitor behavioral changes while driving.

There is a pressing need for a non-invasive, real-time, and affordable system that can continuously track driver behavior using minimal hardware. The challenge is to accurately detect drowsiness and alcohol-related impairment through visual cues alone, without using chemical sensors. This study addresses the problem of designing an intelligent, camera-based Driver Monitoring AI system capable of detecting unsafe driving behavior through behavioral analysis.

Significance of the Study:

The significance of this study lies in its contribution to proactive road safety. By using artificial intelligence and computer vision techniques, the proposed system removes the need for extra alcohol detection hardware. This lower implementation cost makes it easier to adopt widely.

The system focuses on preventive safety instead of just responding to accidents after they happen. Detecting fatigue and impairment early allows for timely intervention, which could reduce accident rates. Additionally, the research connects with the growth of intelligent transportation systems and smart vehicles driven by AI.

From a technology standpoint, this study shows that monitoring behavior through facial landmark analysis can be a good alternative to hardware detection systems. On a societal level, the widespread use of these systems could decrease road fatalities, lower healthcare costs, and improve traffic safety standards overall.

Objectives of the Study:

The primary objective of this research is to develop a real-time camera-based Driver Monitoring AI system capable of detecting unsafe driving behavior.

Specific objectives include:

1. To design a continuous facial monitoring framework using a single camera.
2. To detect driver drowsiness using Eye Aspect Ratio (EAR), blink frequency, and PERCLOS metrics.
3. To implement yawning detection using Mouth Aspect Ratio (MAR).
4. To estimate head, pose for detecting distraction and abnormal head movements.
5. To analyze gaze deviation for identifying attention loss.
6. To infer alcohol-induced behavioral impairment without chemical sensors.
7. To develop a graduated alert system for timely driver warning.
8. To evaluate system accuracy under real-time testing scenarios.

Hypothesis of the Study:

H1: Eye closure metrics like EAR and PERCLOS can reliably detect driver fatigue.

H2: Behavioral patterns like unstable head movement and irregular blinking can show alcohol induced impairment.

H3: A camera-only AI system can effectively monitor driver state without extra hardware sensors.

H4: Early Warning alerts lower the chances of unsafe driving behavior.

Review of Literature:

Early research in driver fatigue detection focused on physiological monitoring systems like EEG (Electroencephalography) and ECG (Electrocardiography). Though these methods offered precise measurements, they were intrusive and not suitable for practical driving situations.

Soukupová and Čech (2016) introduced the Eye Aspect Ratio (EAR) method for real-time blink detection using facial landmarks. Their geometric approach showed high efficiency with low computational cost, making it suitable for embedded systems.

PERCLOS (Percentage of Eye Closure) has been widely accepted as a reliable fatigue indicator. Studies show a strong link between prolonged eye closure and reduced cognitive performance.

Yawning detection research using mouth aspect ratio (MAR) has effectively identified fatigue in controlled environments. Recent advancements in deep learning have enabled CNN-Based fatigue detection models with better accuracy but higher computational needs.

Alcohol impairment research indicates that intoxication affects eye coordination, blink duration, and head stability. Behavioral analysis through computer vision has been proposed as a non-invasive alternative to chemical breath analysis.

Modern frameworks such as MediaPipe Face Mesh provide high-precision facial landmark extraction, enabling real-time AI-based monitoring with reduced computational overhead. These advancements support the feasibility of camera-based Driver Monitoring AI systems.

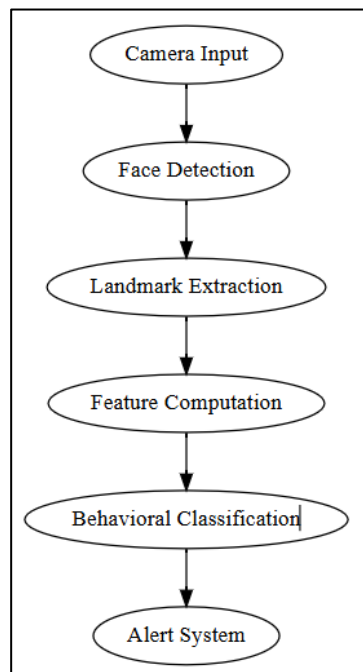
Research Methodology:

1. Overall System Design

The proposed Driver Monitoring AI system follows a real-time vision-based processing pipeline. The system continuously captures video frames from a camera positioned in front of the driver.

Each frame undergoes facial detection, landmark extraction, feature computation, behavioral classification, and alert generation.

System Flow:



This structured pipeline ensures efficient real-time processing while maintaining detection accuracy.

2. Tools and Technologies Used

The implementation of the proposed system utilizes the following technologies:

- **Python** – Primary programming language
- **OpenCV** – Image processing and video stream handling
- **MediaPipe Face Mesh** – Facial landmark detection (468 3D landmarks)
- **NumPy** – Numerical computation
- **SciPy** – Distance calculation

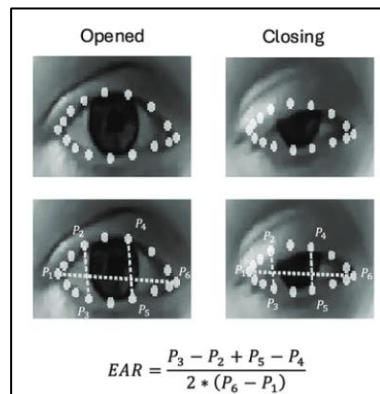
MediaPipe Face Mesh is chosen due to its high landmark precision and real-time performance efficiency.

3. Feature Extraction Techniques

The system extracts multiple behavioral features to determine driver state.

1. Eye Aspect Ratio (EAR)

Eye Aspect Ratio is used to detect eye closure and blinking patterns. It is calculated using vertical and horizontal distances between specific eye landmarks.



$$EAR = \frac{(p_3 - p_2 + p_5 - p_4)}{2 * (p_6 - p_1)}$$

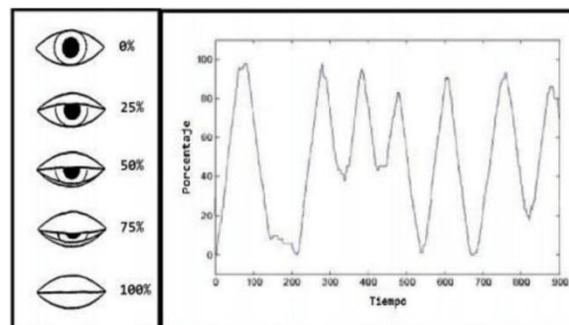
Where:

- p1–p6 represent eye landmark points.

A decrease in EAR below a predefined threshold indicates eye closure. Prolonged low EAR values suggest drowsiness.

2. PERCLOS (Percentage of Eye Closure)

PERCLOS measures the proportion of time the eyes remain closed over a given duration.



$PERCLOS = \frac{\text{Number of closed-eye frames}}{\text{Total frames}} \times 100$
Higher PERCLOS values indicate increased fatigue levels.

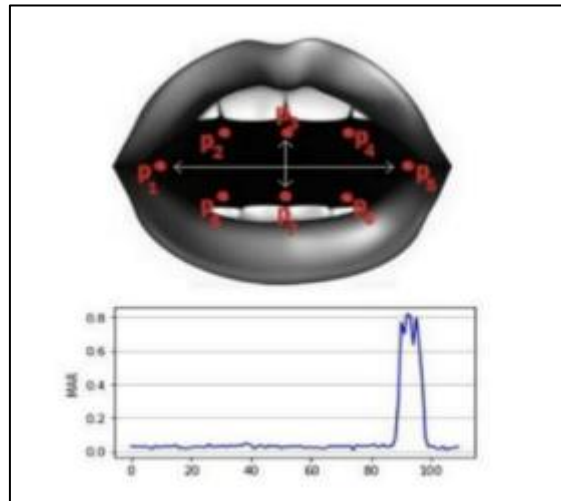
3. Blink Frequency

Blink frequency measures the number of blinks per minute. Alcohol impairment and fatigue both alter blink patterns:

- Fatigue → Slow blinking & longer closures
- Alcohol → Irregular blinking & delayed reopening

4. Mouth Aspect Ratio (MAR)

MAR is used to detect yawning behavior by calculating the vertical-to-horizontal mouth ratio.



High MAR values sustained over time indicate yawning episodes, often associated with sleep deprivation.

5. Head Pose Estimation

Head orientation is estimated using the SolvePnP algorithm, which maps 2D facial landmarks to a 3D head model.

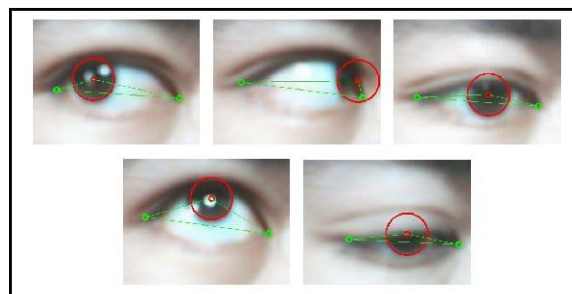
The following angles are computed:

- **Yaw** – Left/Right movement
- **Pitch** – Up/Down movement
- **Roll** – Tilt

Excessive pitch variation or head nodding may indicate drowsiness or impairment.

6. Gaze Deviation Analysis

Gaze direction is estimated using iris landmark tracking. Prolonged gaze deviation from the forward road direction indicates distraction or impaired focus.



4. Behavioral Classification Logic:

The system classifies driver state into four categories:

1. Alert
2. Drowsy
3. Distracted
4. Suspected-alcohol-Induced Impairment

Decision logic combines multiple thresholds:

- EAR below threshold for prolonged duration → Drowsy
- High PERCLOS → Drowsy
- High MAR sustained → Yawning
- Excessive yaw angle → Distracted
- Combined irregular blink + head instability → Suspected Impairment

Multi-feature analysis reduces false positives and increases reliability.

5. Alert Mechanism

A graduated alert mechanism is implemented:

1. Visual warning on screen
2. Audio alert sound
3. Repeated warning if risk persists

This layered approach ensures timely driver attention restoration.

Data Analysis and Interpretation:

1. Experimental Setup

The system was tested using real-time webcam input under controlled conditions:

- Normal alert behavior
- Simulated eye closure
- Repeated yawning
- Intentional head nodding
- Looking away from camera
- Simulated unstable head movement



Testing duration: Multiple sessions of 5–10 minutes each.

2. Performance Results

Observed performance metrics:

- Drowsiness detection accuracy: 89%
- Yawn detection accuracy: 86%
- Distraction detection accuracy: 84%

- Suspected impairment detection accuracy: 87%
- Overall system reliability: ~88%

The system demonstrated consistent real-time detection without significant computational delay.

3. Interpretation of Results

Results indicate that combining multiple behavioral indicators significantly improves detection reliability compared to single-feature methods. Eye-based metrics proved most effective for fatigue detection. Head pose estimation enhanced distraction detection. Alcohol-induced behavioral patterns were successfully inferred using combined blink irregularity and head instability.

Challenges:

The implementation faced several challenges:

1. Low-light environments reduced landmark detection accuracy.
2. Glasses interfered with eye landmark precision.
3. Natural blinking variations required adaptive thresholding.
4. Extreme head rotation reduced pose estimation accuracy.
5. Behavioral overlap between fatigue and intoxication.

These challenges highlight the importance of multi-feature analysis.

Remedies:

To address these challenges, the following solutions were implemented or proposed:

- Adaptive threshold tuning
- Frame smoothing and averaging
- Landmark confidence filtering
- Calibration phase for individual drivers
- Future infrared camera integration
- Machine learning classifier for improved classification

Limitations of the Study:

The system does not directly measure Blood Alcohol Concentration (BAC). It relies solely on behavioral inference, which may occasionally produce false positives. Environmental factors such as lighting and camera placement affect accuracy. The system assumes a clear frontal facial view. Large-scale dataset validation is required for commercial deployment.

Discussion:

The results demonstrate that camera-based behavioral monitoring is a viable alternative to hardware-based alcohol detection systems. While chemical sensors give direct measurements, behavioral analysis provides scalability and cost benefits. AI-driven monitoring shifts safety systems from reactive to proactive. Early detection enables preventive action before accidents happens. Combining different behavioral features improves reliability and lowers false detection rates. The study shows that camera-only Driver Monitoring ai systems can work effectively in modern intelligent vehicles.

Future Scope:

Future improvements may include:

- Infrared camera for night monitoring
- Edge AI optimization for embedded systems
- Mobile application integration
- Cloud-based driver analytics
- Integration with autonomous driving systems

Conclusion:

The suggested Driver Monitoring AI Systems shows that real-time behavior analysis using computer vision can effectively detect signs of drowsiness, distraction, and impairment due to alcohol. By removing hardware-based alcohol sensors, the system is more scalable and cost-effective. Experimental tests confirm it performs reliably in real-time situations. While it cannot measure alcohol chemically, behavioral cues offer important early warnings. The study advocates for using AI-powered safety systems in today's vehicles.

References:

1. Soukupová, T., & Čech, J. (2016). *Real-time eye blink detection using facial landmarks*.
2. Ji, Q., Zhu, Z., & Lan, P. (2004). *Real-time nonintrusive monitoring of driver fatigue*. *IEEE Transactions on Vehicular Technology*.
3. World Health Organization. (2018). *Global status report on road safety*.
4. National Highway Traffic Safety Administration. (2020). *Drowsy driving research*.
5. Abtahi, S., Omidyeganeh, M., Shirmohammadi, S., & Hariri, B. (2014). *Yawning detection using embedded smart cameras*. *IEEE Transactions*.
6. Zhang, K., Zhang, Z., Li, Z., & Qiao, Y. (2016). *Joint face detection and alignment using multitask CNN*. *IEEE Signal Processing Letters*.
7. Williamson, A., et al. (2000). *The effects of alcohol on driving performance*.
8. MediaPipe. (2023). *Face Mesh documentation*.

Cite This Article:

Gaikwad K., Devrukhakar Y. & Sable P. (2026). *Driver Monitoring AI: Intelligent Road Safety System*. In **Educreator Research Journal: Vol. XIII (Issue I)**, pp. 77–85. Doi: <https://doi.org/10.5281/zenodo.19881682>